

Influenza Activity in Holmes County

February 17-23, 2019 (week 8)

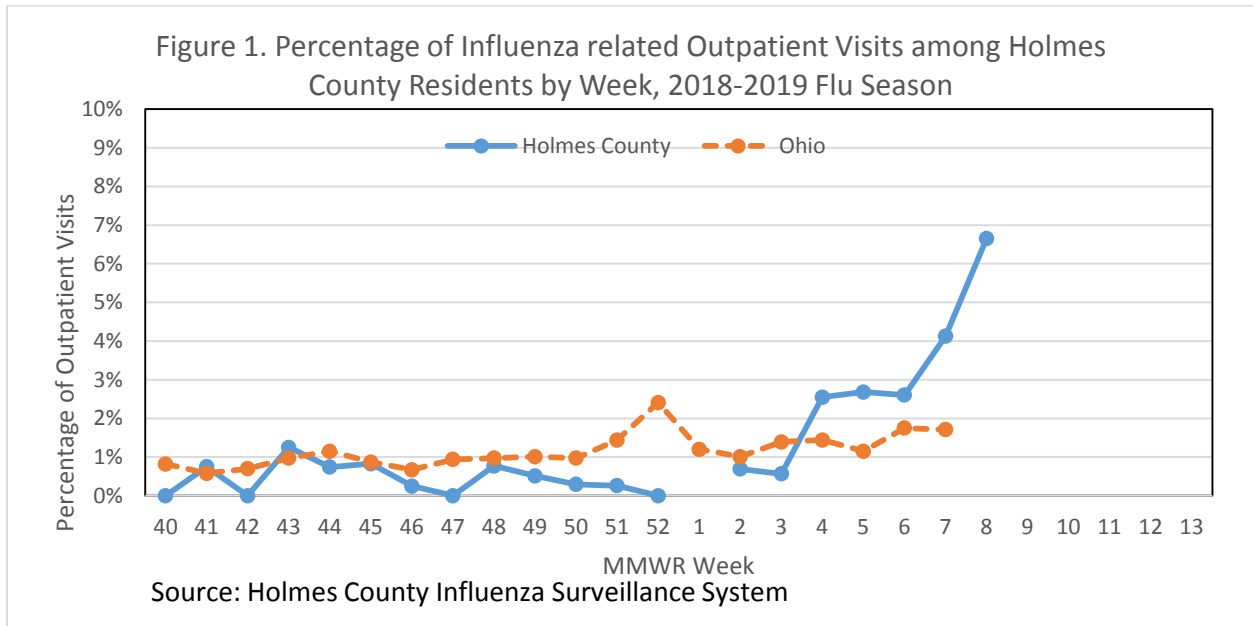
Summary:

Public health surveillance data indicate elevated levels of influenza like illness (ILI) in Holmes County. The percentages of ILI outpatient and emergency department (ED) visits are higher than the statewide average (See Figures 1 and 2). Most ILI outpatient and ED visits have occurred among individuals less than 50 years of age (Figure 4). The number of influenza associated hospitalizations has been below the 5-year historical average for most of the flu season (Figure 3). Six influenza associated hospitalizations and one influenza death have been reported to the Holmes County General Health District this flu season.

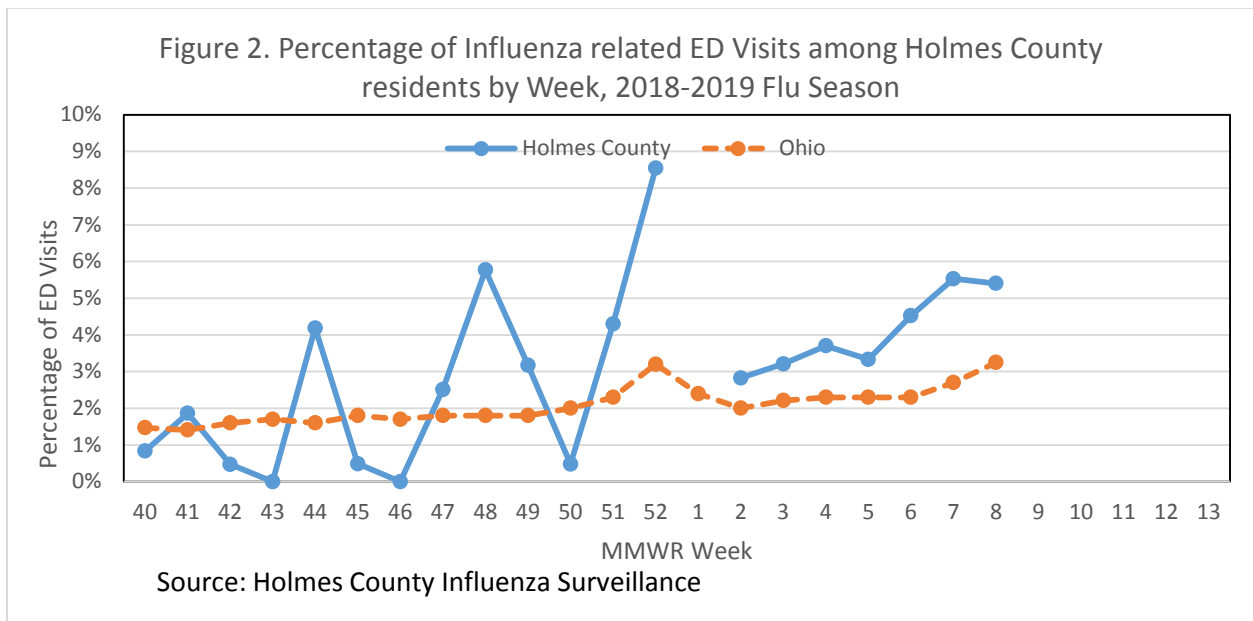
Dashboard:

Indicator	Current Week	Previous Week	Trend (# of weeks)	Season to Date
Percentage of ILI Outpatient visits ¹	7%	4%	↑ 2	-
Percentage of ILI ED visits ²	5%	6%	↔ 1	-
Number of Influenza Hospitalizations ³	2	1	↑ 2	6
Number of Novel Influenza Infections ³	0	0	↔ 20	0
Number of deaths ⁴ associated with:				
Influenza				1
Pneumonia				9

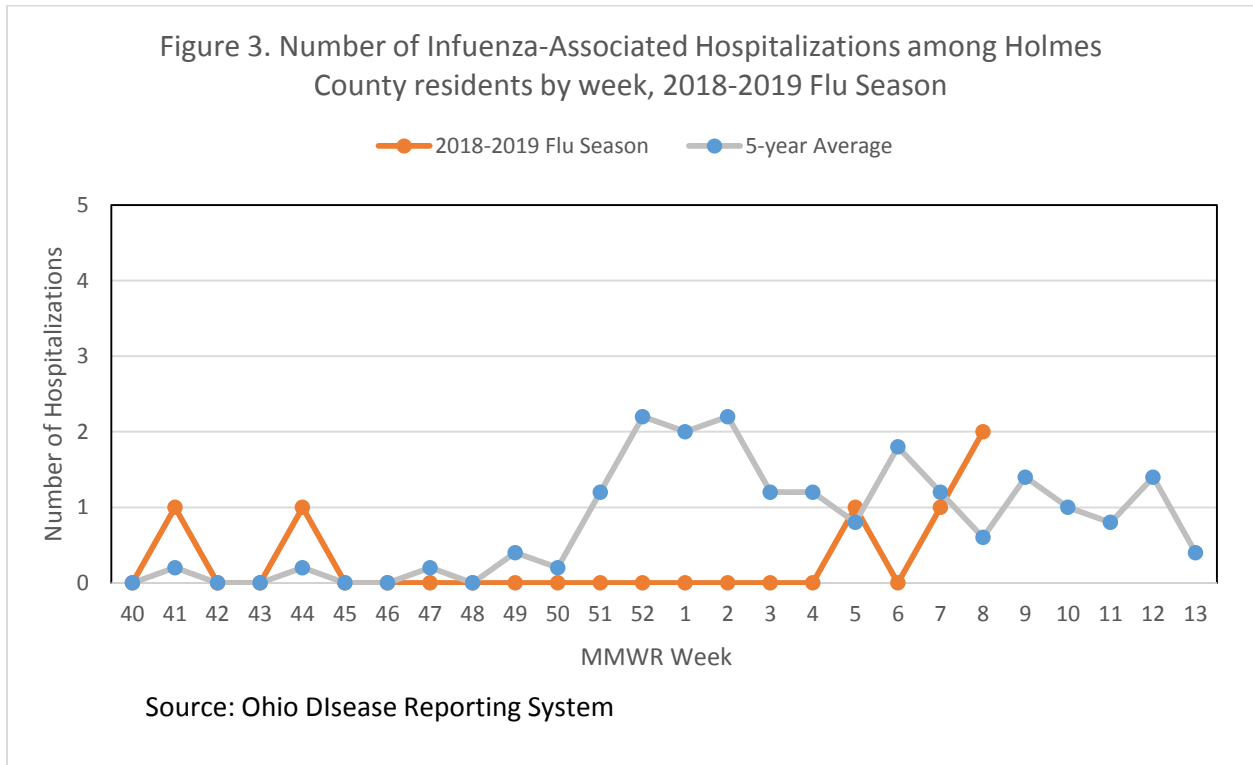
Percentage of ILI Outpatient Visits by Week:



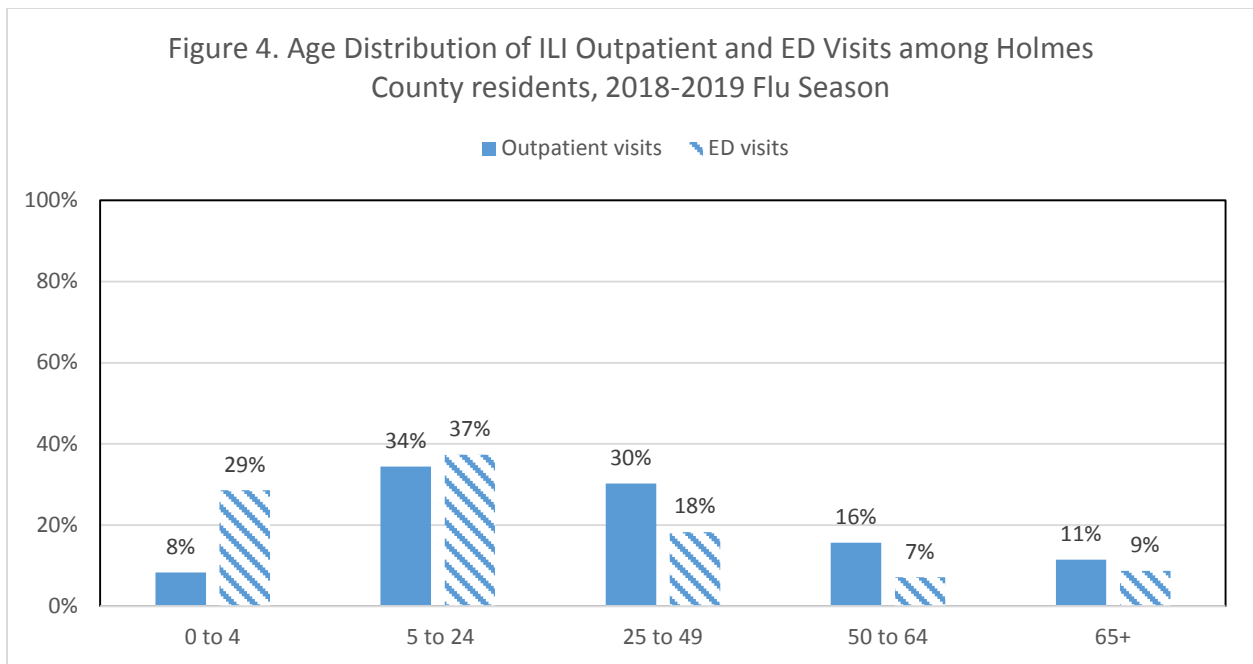
Percentage of ILI ED Visits by Week:



Number of Influenza Associated Hospitalizations by Week:



Age Distribution of Influenza Like Illness:



State, Regional, and National Data:

Ohio Surveillance Data:

- **ODH lab** has reported 585 **positive** influenza tests from specimens sent from various submitters. 2018-2019 influenza season positive results: **(323) A/pdmH1N1; (157) A/H3N2; (1) Influenza B;** (through 02/16/2019).
- The **National Respiratory and Enteric Virus Surveillance System (NREVSS)** has reported **43,884** influenza tests performed at participating facilities. 2018-2019 influenza season positive results: **(176) A/pdmH1N1, (76) A/H3N2, (4566) Flu A Not Subtyped, and (77) Flu B** (through 02/16/2019).
- **2 pediatric influenza-associated mortalities** have been reported during the 2018-2019 season (through 02/16/2019).
- No **novel influenza A virus infections** have been reported during the 2018-2019 season (through 02/16/2019).
- Incidence of confirmed **influenza-associated hospitalizations** in 2018-2019 season = 3178 (through 02/16/2019).

HHS Regional Surveillance Data*: During week 5 (**February 3rd - February 9th, 2019**), the proportion of outpatient visits for ILI in Region 5 (Ohio is in Region 5) was 2.37%, which is **above** the regional baseline of 1.8%. West Virginia reported Regional Activity; Michigan, Indiana, Pennsylvania, Ohio, and Kentucky reported Widespread Activity.

National Surveillance Data*: During week 5 (**February 3rd - February 9th, 2019**) Most U.S. States reported Moderate or High influenza activity, though some are reporting Low or Minimal activity. The proportion of outpatient visits for ILI was 4.8%, which is **above** the national baseline of 2.2%. All 10 regions reported ILI at or above their region-specific baseline level.

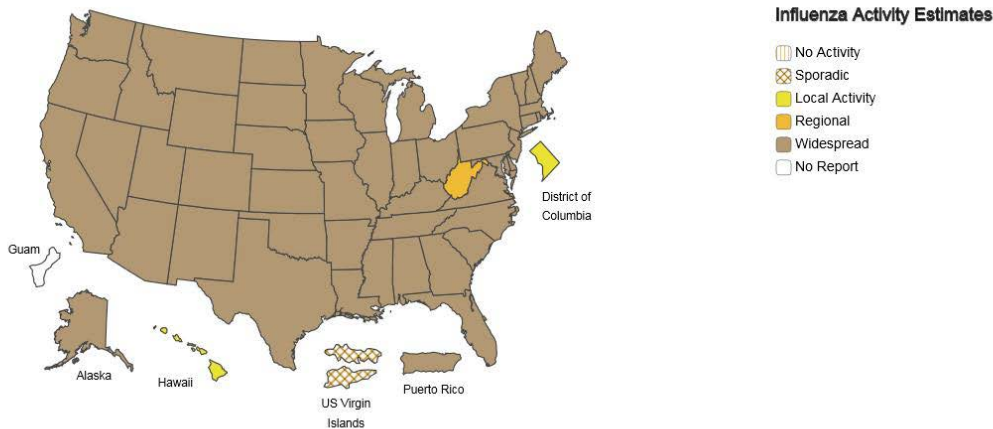
Influenza A(H1N1)pdm09 viruses have predominated in most areas of the country, however **influenza A(H3)** viruses predominated in the southeastern United States (HHS Region 4).

*National-level and regional-level data are reported one week later than Ohio state-level data.

A Weekly Influenza Surveillance Report Prepared by the Influenza Division

Weekly Influenza Activity Estimates Reported by State and Territorial Epidemiologists*

Week Ending Feb 09, 2019 - Week 6



*This map indicates geographic spread and does not measure the severity of influenza activity.

Data Sources:

1. **Outpatient Influenza Like Illness Visits:** The Holmes County General Health District collects and monitors data on the percentage of outpatient visits seen for influenza like illness. The data collection is part of a national effort to track the occurrence and severity of the influenza season in the United States. Two outpatient providers in Holmes County are voluntarily participating during 2017-2018 influenza season.
2. **Emergency Department Visits:** Local data is based on data reported by Pomerene Hospital. Pomerene collects data on the disease diagnosis of patients presenting at the emergency department. ILI data is based on laboratory confirmed diagnosis of influenza. Aggregate numbers are voluntarily reported to the Holmes County General Health District. Statewide data is gathered by the Epi Center Syndromic Surveillance System and is based on the chief complaint of patients presenting at the ED.
3. **Influenza-Associated Hospitalizations (ODRS):** Influenza-associated hospitalizations and novel influenza infections are reported by the Holmes County General Health District and hospitals using the Ohio Disease Reporting System (ODRS). Hospitalizations can be used as an indicator of the severity of illness during a particular influenza season. This condition became reportable in January 2009.
4. **Office of Vital Statistics:** The Holmes County General Health District Office of Vital Statistics receives reports on the causes of death that occur within the county. Influenza and pneumonia deaths were included in this report if they were listed as the immediate or underlying cause of death on the death certificate.