Holmes County
General Health District

Influenza Activity in Holmes County

November 11-17, 2018

Summary:

Public health surveillance data indicate minimal influenza like illness (ILI) in Holmes County (see Figures 1, 2, and 3). The percentage of ILI outpatient visits is similar to statewide levels. The percentage of ILI ED visits are below statewide levels. Two influenza associated hospitalizations and one influenza death have been reported to the Holmes County General Health District this flu season.

Dashboard:

Indicator	Current Week	Previous Week	Trend (# of weeks)	Season to Date
Percentage of ILI Outpatient visits[1]	0.2%	1%	⟺ 6	-
Percentage of ILI ED visits[2]	0%	1%	↓ 2	-
Number of Influenza Hospitalizations[3]	0	0	⟺ 1	2
Number of Novel Influenza Infections[3]	0	0	⟺ 6	0
Number of deaths[4] associated with:				
Influenza				1
Pneumonia				2

Updated: 11/25/2018

Percentage of ILI Outpatient Visits by Week:

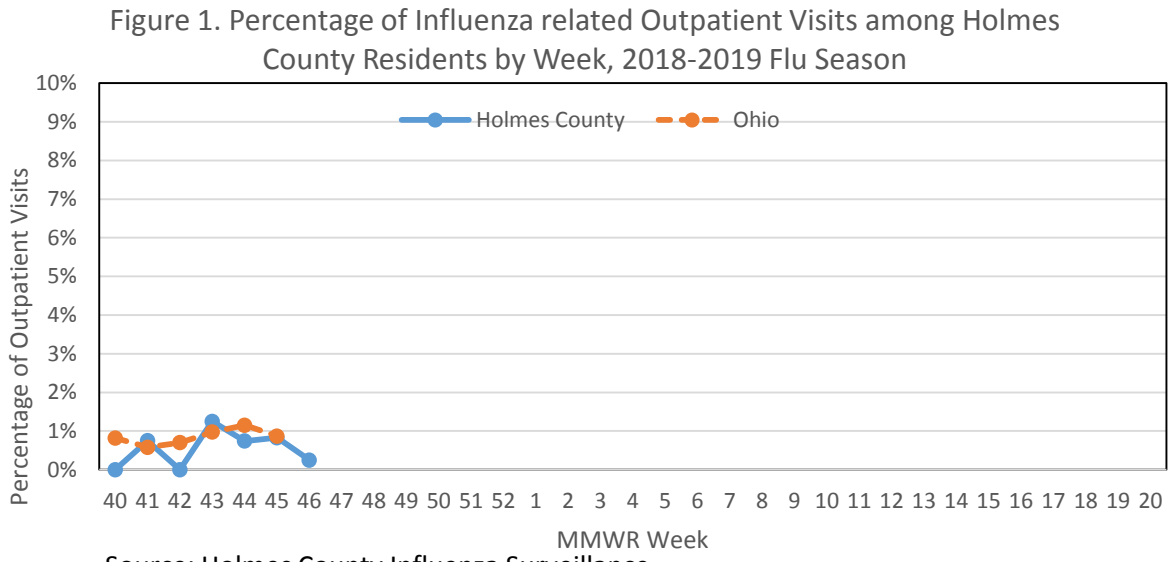

Source: Holmes County Influenza Surveillance System

Percentage of ILI ED Visits by Week:

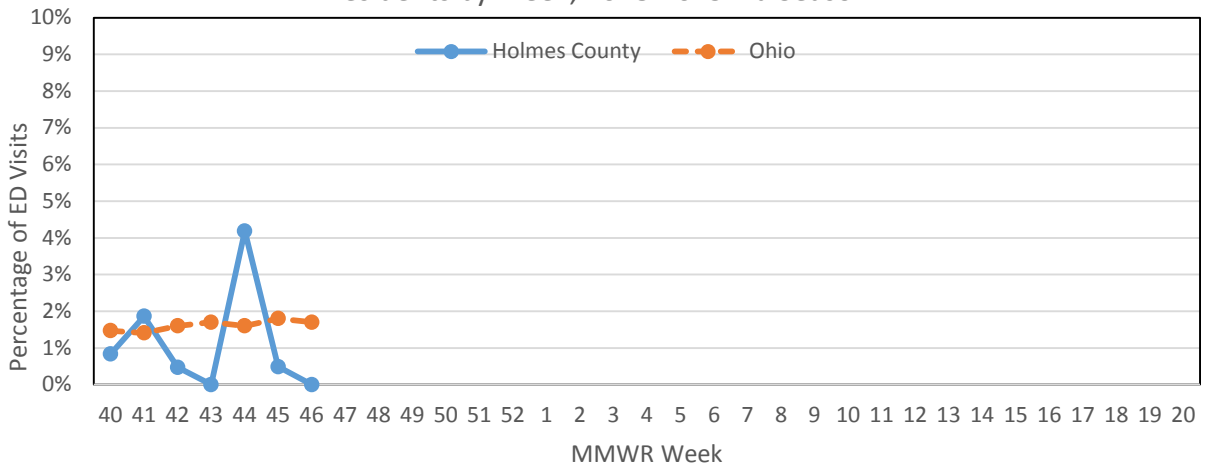

Source: Holmes County Influenza Surveillance

Number of Influenza Associated Hospitalizations by Week:

Figure 3. Number of Infuenza-Associated Hospitalizations among Holmes County residents by week, 2018-2019 Flu Season

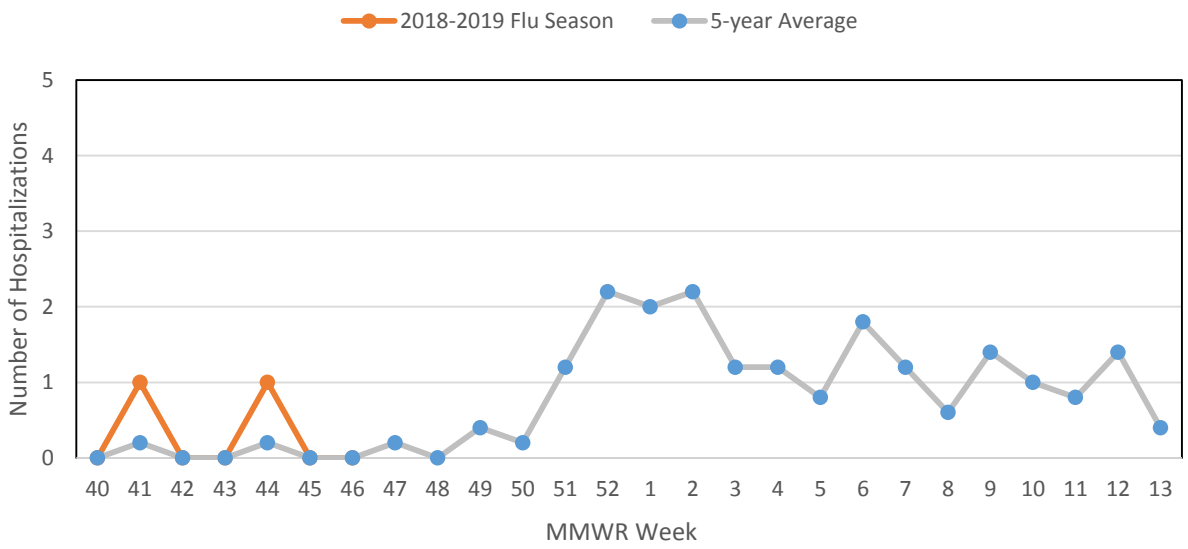

Source: Ohio DIsease Reporting System

Age Distribution of Influenza Like Illness:

Figure 4. Age Distribution of ILI Outpatient and ED Visits among Holmes County residents, 2018-2019 Flu Season

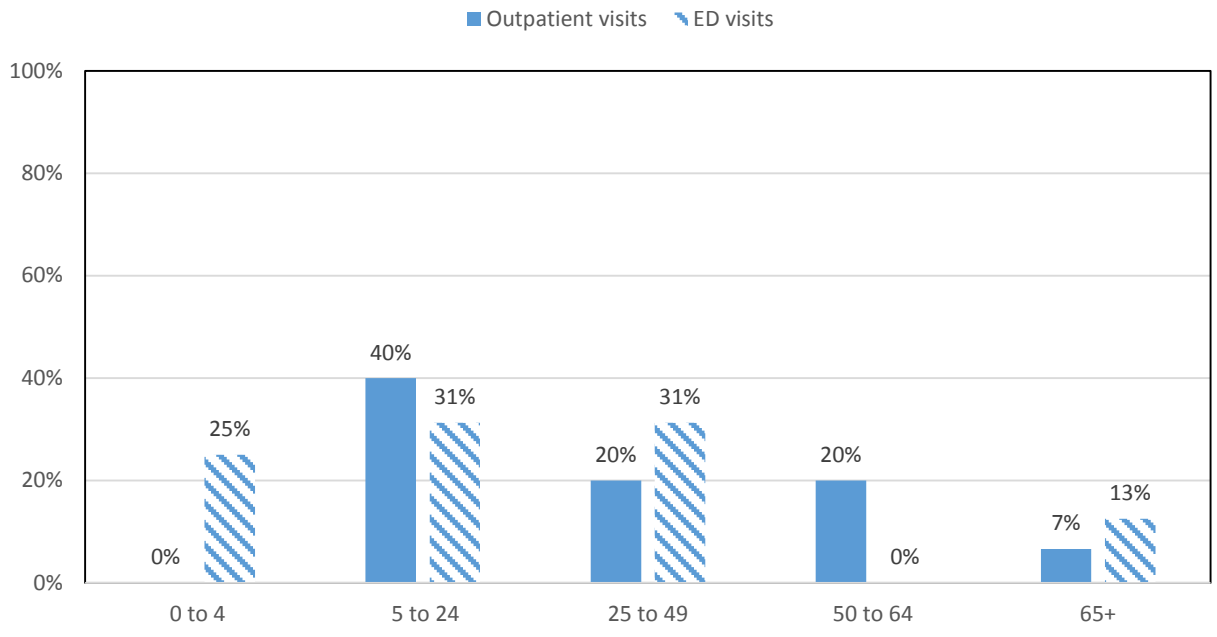

Updated: 11/25/2018

State, Regional, and National Data:

Ohio Surveillance Data:

- ODH lab has reported 11 positive influenza tests from specimens sent from various submitters. 2018-2019 influenza season results: (10) A/pdmH1N1; (0) A/H3N2; (1) Influenza B; (0) Negative (through 11/10/2018).
- The National Respiratory and Enteric Virus Surveillance System (NREVSS) has reported 8572 influenza tests performed at participating facilities. 2018-2019 influenza season positive results: (2) A/pdmH1N1, (0) A/H3N2, (28) Flu A Not Subtyped, and (12) Flu B (through 11/10/2018).
- 0 pediatric influenza-associated mortalities have been reported during the 2018-2019 season (through 11/10/2018).
- No novel influenza A virus infections have been reported during the 2018-2019 season (through 11/10/2018).
- Incidence of confirmed influenza-associated hospitalizations in 2018-2019 season = 66 (through 11/10/2018).

HHS Regional Surveillance Data*: During week 44 (October 28th– November 3rd, 2018), the proportion of outpatient visits for ILI in Region 5 (Ohio is in Region 5) was 1.39%, which is below the regional baseline of 1.8%. Ohio, Pennsylvania, Indiana, West Virginia, and Michigan reported Sporadic Activity. Kentucky reported Local Activity.

National Surveillance Data*: During week 44 (October 28th– November 3rd, 2018), all U.S. states reported Minimal influenza activity. The proportion of outpatient visits for ILI was 1.8%, which is below the national baseline of 2.2%. One of 10 regions reported ILI at or above their region-specific baseline level. The most frequently identified influenza virus type reported by public health laboratories was influenza A (H1N1).

*National-level and regional-level data are reported one week later than Ohio state-level data.

Data Sources:

1. **Outpatient Influenza Like Illness Visits:** The Holmes County General Health District collects and monitors data on the percentage of outpatient visits seen for influenza like illness. The data collection is part of a national effort to track the occurrence and severity of the influenza season in the United States. Two outpatient providers in Holmes County are voluntarily participating during 2017-2018 influenza season.
2. **Emergency Department Visits:** Local data is based on data reported by Pomerene Hospital. Pomerene collects data on the disease diagnosis of patients presenting at the emergency department. ILI data is based on laboratory confirmed diagnosis of influenza. Aggregate numbers are voluntarily reported to the Holmes County General Health District. Statewide data is gathered by the Epi Center Syndromic Surveillance System and is based on the chief complaint of patients presenting at the ED.
3. **Influenza-Associated Hospitalizations (ODRS):** Influenza-associated hospitalizations and novel influenza infections are reported by the Holmes County General Health District and hospitals using the Ohio Disease Reporting System (ODRS). Hospitalizations can be used as an indicator of

the severity of illness during a particular influenza season. This condition became reportable in January 2009.

4. **Office of Vital Statistics:** The Holmes County General Health District Office of Vital Statistics receives reports on the causes of death that occur within the county. Influenza and pneumonia deaths were included in this report if they were listed as the immediate or underlying cause of death on the death certificate.